









FORMULA 1 GRAND PRIX DE MONACO 2021 - Monte Carlo
Race 2 Final Classification after 10 Laps - 33.370 km

| NO | DRIVER | NAT | COMPETITOR | LAPS | TIME | GAP | INT | KM/H | FASTEST | ON |
|----|----------------------------|---|-----------------------|------|-----------|--------|-------|--------|----------|----|
| 1 | 22 Zane MALONEY |  | R-ACE GP | 10 | 34:04.510 | | | 58.758 | 1:29.898 | 8 |
| 2 | 6 Isack HADJAR (R) |  | R-ACE GP | 10 | 34:04.969 | 0.459 | 0.459 | 58.745 | 1:29.904 | 8 |
| 3 | 10 Hadrien DAVID |  | R-ACE GP | 10 | 34:05.499 | 0.989 | 0.530 | 58.729 | 1:29.952 | 8 |
| 4 | 21 Alex QUINN |  | ARDEN | 10 | 34:06.062 | 1.552 | 0.563 | 58.713 | 1:30.391 | 8 |
| 5 | 5 Patrik PASMA |  | KIC MOTORSPORT | 10 | 34:06.750 | 2.240 | 0.688 | 58.694 | 1:30.669 | 8 |
| 6 | 12 David VIDALES |  | PREMA POWERTEAM | 10 | 34:07.882 | 3.372 | 1.132 | 58.661 | 1:30.794 | 8 |
| 7 | 23 Thomas TEN BRINKE (R) |  | ART GRAND PRIX | 10 | 34:08.373 | 3.864 | 0.492 | 58.647 | 1:30.960 | 8 |
| 8 | 64 Mari BOYA (R) |  | VAN AMERSFOORT RACING | 10 | 34:09.105 | 4.595 | 0.731 | 58.626 | 1:30.871 | 8 |
| 9 | 19 Andrea ROSSO (R) |  | FA RACING | 10 | 34:09.659 | 5.149 | 0.554 | 58.610 | 1:31.142 | 8 |
| 10 | 46 Gabriele MINI (R) |  | ART GRAND PRIX | 10 | 34:10.913 | 6.403 | 1.254 | 58.574 | 1:31.025 | 8 |
| 11 | 27 Kas HAVERKORT (R) |  | MP MOTORSPORT | 10 | 34:11.331 | 6.821 | 0.418 | 58.562 | 1:31.185 | 8 |
| 12 | 51 Francesco PIZZI (R) |  | VAN AMERSFOORT RACING | 10 | 34:12.011 | 7.501 | 0.680 | 58.543 | 1:31.500 | 8 |
| 13 | 35 Pietro DELLI GUANTI (R) |  | MONOLITE RACING | 10 | 34:12.976 | 8.466 | 0.965 | 58.516 | 1:31.504 | 8 |
| 14 | 8 William ALATALO |  | ARDEN | 10 | 34:14.389 | 9.879 | 1.413 | 58.475 | 1:31.574 | 8 |
| 15 | 58 Elias SEPPANEN (R) |  | KIC MOTORSPORT | 10 | 34:15.263 | 10.753 | 0.874 | 58.450 | 1:31.420 | 8 |
| 16 | 91 Eduardo BARRICHELLO (R) |  | JD MOTORSPORT | 10 | 34:16.473 | 11.963 | 1.210 | 58.416 | 1:31.636 | 8 |
| 17 | 96 Oliver GOETHE (R) |  | MP MOTORSPORT | 10 | 34:17.618 | 13.108 | 1.145 | 58.384 | 1:31.638 | 7 |
| 18 | 9 Alexandre BARDINON |  | FA RACING | 10 | 34:19.076 | 14.566 | 1.458 | 58.342 | 1:32.458 | 7 |
| 19 | 2 Nico GOHLER (R) |  | KIC MOTORSPORT | 10 | 34:20.038 | 15.528 | 0.962 | 58.315 | 1:32.973 | 7 |
| 20 | 41 Emidio PESCE |  | DR FORMULA | 10 | 34:21.599 | 17.089 | 1.561 | 58.271 | 1:32.953 | 7 |
| 21 | 85 Gabriel BORTOLETO (R) |  | FA RACING | 10 | 34:22.068 | 17.558 | 0.469 | 58.258 | 1:30.668 | 8 |

NOT CLASSIFIED

| | | | | | | | | | | |
|----|--------------------|---|-----------------------|---|-----------|-----|--|--------|----------|---|
| 1 | Paul ARON |  | PREMA POWERTEAM | 8 | 30:03.758 | DNF | | 53.280 | 1:30.604 | 8 |
| 62 | Lorenzo FLUXA |  | VAN AMERSFOORT RACING | 7 | 28:46.519 | DNF | | 48.706 | 1:31.953 | 7 |
| 26 | Gregoire SAUCY |  | ART GRAND PRIX | 0 | | | | | | |
| 71 | Brad BENAVIDES |  | DR FORMULA | 0 | | | | | | |
| 17 | Dino BEGANOVIC (R) |  | PREMA POWERTEAM | 0 | | | | | | |
| 14 | Nicola MARINANGELI |  | ARDEN | 0 | | | | | | |
| 16 | Tommy SMITH |  | JD MOTORSPORT | 0 | | | | | | |

FASTEST LAP

| | | | | | | | | | | |
|----|--------------|---|----------|--|----------|----------|--|---------|--|--|
| 22 | Zane MALONEY |  | R-ACE GP | | 1:29.898 | on lap 8 | | 133.631 | | |
|----|--------------|---|----------|--|----------|----------|--|---------|--|--|

Timekeeper: