


















ADAC GT MASTERS NÜRBURGRING

16.LAUF ATS FORMEL 3 CUP

ERGEBNIS ZEITTRAINING

Pl.	Nr	Nation	Fahrer	Bewerber	Fahrzeug / Motor	Zeit
1.	2		GBR Emil Bernstorff	Lotus	Dallara F308/098 VW Power Engine	1:20.280
2.	3		GER Marvin Kirchofer	Lotus	Dallara F308/099 VW Power Engine	1:20.317
3.	1		RUS Artem Markelov	Lotus	Dallara F311/002 VW Power Engine	1:21.079
4.	8		SWE John Bryant-Meisner	Performance Racing	Dallara F310/002 VW Power Engine	1:21.253
5.	9		AUT Thomas Jäger	Performance Racing	Dallara F308/092 VW Power Engine	1:21.646
6.	5		USA Gustavo Menezes	Van Amersfoort Racing	Dallara F308/007 VW Power Engine	1:21.669
7.	13		MAS Nabil Jeffri	Eurointernational	Dallara F308/057 VW Power Engine	1:21.765
8.	16		ITA Matteo Cairoli	ADM Motorsport	Dallara F308/029 VW Power Engine	1:21.884
9.	63		GER Sebastian Balthasar	GU-Racing	Dallara F308/074 Mercedes	1:22.909
10.	12		BEL Jordi Weckx	Van Amersfoort Racing	Dallara F308/006 VW Power Engine	1:23.013
11.	85		SUI Thomas Amweg	CR Racing Team	Dallara F305/011 Mercedes	1:23.814
12.	62		GER Freddy Killensberger	GU-Racing	Dallara F305/034 OPC-Challenge	1:23.926
13.	4		GBR Sheban Siddiqi	Lotus	Dallara F308/096 VW Power Engine	1:24.087
14.	57		GER Maximilian Hackl	Franz Wöss Racing	Dallara F305/062 OPC-Challenge	1:24.675
15.	77		GER Christian Zeller	CR Racing Team	Dallara F308/030 Mercedes	1:25.543
16.	18		ITA Luca Iannaccone	ADM Motorsport	Dallara F308/014 VW Power Engine	1:27.771
17.	66		GER Andreas Germann	CR Racing Team	Dallara F305/063 OPC-Challenge	1:28.296

Rundenschnitt: 162.242 km/h