























ADAC GT MASTERS HOCKENHEIM

25.LAUF ATS FORMEL 3 CUP

ERGEBNIS ZEITTRAINING

Pl.	Nr	Nation	Fahrer	Bewerber	Fahrzeug / Motor	Zeit
1.	3		GER Marvin Kirchhöfer	Lotus	Dallara F308/099 VW Power Engine	1:33.647
2.	2		GBR Emil Bernstorff	Lotus	Dallara F308/098 VW Power Engine	1:34.271
3.	1		RUS Artem Markelov	Lotus	Dallara F311/002 VW Power Engine	1:34.770
4.	8		SWE John Bryant-Meisner	Performance Racing	Dallara F310/002 VW Power Engine	1:34.792
5.	5		USA Gustavo Menezes	Van Amersfoort Racing	Dallara F308/007 VW Power Engine	1:34.927
6.	11		POL Tomasz Krzeminski	Performance Racing	Dallara F308/020 VW Power Engine	1:35.035
7.	13		MAS Nabil Jeffri	Eurointernational	Dallara F308/057 VW Power Engine	1:35.340
8.	12		BEL Jordi Weckx	Van Amersfoort Racing	Dallara F308/006 VW Power Engine	1:35.931
9.	16		ITA Matteo Cairoli	ADM Motorsport	Dallara F308/029 VW Power Engine	1:36.130
10.	23		DEN Nicolai Sylvest	JBR Motorsport & Engineering	Dallara F309/023 VW Power Engine	1:36.263
11.	7		RUS Roman Beregech	Performance Racing	Dallara F308/092 VW Power Engine	1:36.318
12.	19		RUS Nikita Zlobin	ADM Motorsport	Dallara F308/014 VW Power Engine	1:36.767
13.	4		GBR Sheban Siddiqi	Lotus	Dallara F308/096 VW Power Engine	1:37.276
14.	62		GER Freddy Killensberger	GU-Racing	Dallara F305/034 OPC-Challenge	1:37.556
15.	63		GER Sebastian Balthasar	GU-Racing	Dallara F308/074 Mercedes	1:37.579
16.	85		SUI Thomas Amweg	CR Racing Team	Dallara F305/011 Mercedes	1:37.939
17.	64		GER Hubertus-Carlos Vier	ADAC Team Nordbayern e.V.	Dallara F305/030 Mercedes	1:38.518
18.	57		GER Maximilian Hackl	Franz Wöss Racing	Dallara F305/062 OPC-Challenge	1:39.526
19.	77		GER Christian Zeller	CR Racing Team	Dallara F308/030 Mercedes	1:39.871
20.	66		GER Andreas Germann	CR Racing Team	Dallara F305/063 OPC-Challenge	1:41.672
21.	52		ITA Luca Iannaccone	Franz Wöss Racing	Dallara F302/044 OPC-Challenge	1:42.057
22.	99		GER Frank Debruyne	CR Racing Team	Dallara F303/006 Opel	1:43.010

Rundenschnitt: 175.835 km/h

1, 2, 4, 5, 7, 11, 13, 16, 19, 64, 85 Runde gestrichen (Verlassen der Strecke)