































# GRAND PRIX AURORE

## 20.LAUF FORMULA 3 EURO SERIES

### ERGEBNIS ZEITTRAINING 1

Pl.	Nr	Nation	Fahrer	Bewerber	Fahrzeug / Motor	Zeit
1.	28		GRE Alexandros Margaritis	MB Racing Performance	Dallara F303/021 Opel	1:34.678
2.	11		GER Timo Glock	Opel Team KMS	Dallara F303/009 Opel	1:34.998
3.	8		AUS Ryan Briscoe	Prema Powerteam	Dallara F303/008 Opel	1:35.069
4.	5		FRA Alexandre Prémat	ASM	Dallara F303/015 Mercedes	1:35.070
5.	9		FRA Nicolas Lapierre	Signature-Plus	Dallara F302/043 Renault	1:35.093
6.	23		AUT Christian Klien	ADAC Berlin-Brandenburg	Dallara F302/032 Mercedes	1:35.258
7.	16		NED Robert Doornbos	Team Ghinzani	Dallara F302/052 Mugen-Honda	1:35.296
8.	10		BRA Fábio Carbone	Signature-Plus	Dallara F302/018 Renault	1:35.309
9.	3		GER Nico Rosberg	Team Rosberg	Dallara F303/005 Opel	1:35.311
10.	6		FRA Olivier Pla	ASM	Dallara F303/014 Mercedes	1:35.321
11.	22		GER Markus Winkelhock	ADAC Berlin-Brandenburg	Dallara F302/012 Mercedes	1:35.478
12.	4		AUT Andreas Zuber	Team Rosberg	Dallara F303/006 Opel	1:35.570
13.	36		ITA Daniel La Rosa	MB Racing Performance	Dallara F302/083 Opel	1:35.659
14.	19		FRA Simon Abadie	LD Autosport	Dallara F302/063 Mugen-Honda	1:35.670
15.	33		POL Robert Kubica	Prema Powerteam	Dallara F303/022 Opel	1:35.684
16.	30		AUT Bernhard Auinger	Superfund TME	Dallara F302/088 Toyota	1:35.696
17.	24		NED Charles Zwolsman	Kolles	Dallara F303/012 Mercedes	1:35.720
18.	31		AUT Richard Lietz	HBR Motorsport	Dallara F302/030 Opel	1:35.767
19.	34		CAN Bruno Spengler	ASM	Dallara F303/016 Mercedes	1:35.854
20.	25		GBR Jamie Green	Kolles	Dallara F302/076 Mercedes	1:35.859
21.	12		GBR Adam Carroll	Opel Team KMS	Dallara F302/009 Opel	1:35.962
22.	17		POR Álvaro Parente	Team Ghinzani	Dallara F302/003 Mugen-Honda	1:36.076
23.	7		JPN Katsuyuki Hiranaka	Prema Powerteam	Dallara F303/007 Opel	1:36.076
24.	35		ITA Stefano Proetto	Swiss Racing Team	Dallara F302/062 Opel	1:36.149
25.	29		JPN Sakon Yamamoto	Superfund TME	Dallara F303/001 Toyota	1:36.187
26.	42		POR César Campaniço	Signature-Plus	Dallara F302/067 Renault	1:36.229
27.	38		AUT Philipp Baron	Team Ghinzani	Dallara F302/042 Mugen-Honda	1:36.475
28.	15		POR Nicolas Armindo	Nicolas Armindo	Dallara F302/060 Renault	1:36.750
29.	18		FRA Patrice Manopoulos	LD Autosport	Dallara F302/065 Mugen-Honda	1:37.044
30.	14		SUI Harold Primat	Harold Primat	Dallara F302/021 Renault	1:37.882

Rundenschnitt: 167.722 km/h