
































GROSSER PREIS DER DTM - HOCKENHEIM

18.LAUF FORMULA 3 EURO SERIES

ERGEBNIS ZEITTRAINING 1

Pl.	Nr	Nation	Fahrer	Bewerber	Fahrzeug / Motor	Zeit
1.	8		AUS Ryan Briscoe	Prema Powerteam	Dallara F303/008 Opel	1:34.455
2.	22		GER Markus Winkelhock	ADAC Berlin-Brandenburg	Dallara F302/012 Mercedes	1:34.557
3.	5		FRA Alexandre Prémat	ASM	Dallara F303/015 Mercedes	1:34.636
4.	6		FRA Olivier Pla	ASM	Dallara F303/014 Mercedes	1:34.710
5.	3		GER Nico Rosberg	Team Rosberg	Dallara F303/005 Opel	1:34.794
6.	23		AUT Christian Klien	ADAC Berlin-Brandenburg	Dallara F302/032 Mercedes	1:34.866
7.	34		CAN Bruno Spengler	ASM	Dallara F303/016 Mercedes	1:34.867
8.	28		GRE Alexandros Margaritis	MB Racing Performance	Dallara F303/021 Opel	1:34.976
9.	9		FRA Nicolas Lapierre	Signature-Plus	Dallara F302/043 Renault	1:34.994
10.	4		AUT Andreas Zuber	Team Rosberg	Dallara F303/006 Opel	1:35.005
11.	16		NED Robert Doornbos	Team Ghinzani	Dallara F302/052 Mugen-Honda	1:35.127
12.	33		POL Robert Kubica	Prema Powerteam	Dallara F303/022 Opel	1:35.262
13.	11		GER Timo Glock	Opel Team KMS	Dallara F303/009 Opel	1:35.322
14.	10		BRA Fábio Carbone	Signature-Plus	Dallara F302/018 Renault	1:35.341
15.	7		JPN Katsuyuki Hiranaka	Prema Powerteam	Dallara F303/007 Opel	1:35.375
16.	36		ITA Daniel La Rosa	MB Racing Performance	Dallara F302/083 Opel	1:35.477
17.	24		NED Charles Zwolsman	Kolles	Dallara F303/012 Mercedes	1:35.507
18.	19		FRA Simon Abadie	LD Autosport	Dallara F302/063 Mugen-Honda	1:35.560
19.	12		GBR Adam Carroll	Opel Team KMS	Dallara F302/009 Opel	1:35.596
20.	31		AUT Richard Lietz	HBR Motorsport	Dallara F302/030 Opel	1:35.893
21.	25		GBR Jamie Green	Kolles	Dallara F302/076 Mercedes	1:35.945
22.	30		AUT Bernhard Auinger	Superfund TME	Dallara F302/088 Toyota	1:35.978
23.	41		GER Marcel Lasée	Swiss Racing Team	Dallara F302/061 Opel	1:36.097
24.	38		AUT Philipp Baron	Team Ghinzani	Dallara F302/042 Mugen-Honda	1:36.097
25.	17		POR Álvaro Parente	Team Ghinzani	Dallara F302/003 Mugen-Honda	1:36.246
26.	32		ITA Claudio Torre	HBR Motorsport	Dallara F302/033 Opel	1:36.523
27.	29		JPN Sakon Yamamoto	Superfund TME	Dallara F303/001 Toyota	1:36.572
28.	35		ITA Stefano Proetto	Swiss Racing Team	Dallara F302/062 Opel	1:36.662
29.	14		SUI Harold Primat	Harold Primat	Dallara F302/021 Renault	1:36.892
30.	15		POR Nicolas Armindo	Nicolas Armindo	Dallara F302/060 Renault	1:36.988
31.	18		FRA Patrice Manopoulos	LD Autosport	Dallara F302/065 Mugen-Honda	1:37.111

Rundenschnitt: 174.331 km/h