






























DTM - A1-RING

15.LAUF DEUTSCHE FORMEL-3-MEISTERSCHAFT

ERGEBNIS ZEITTRAINING 2

Pl.	Nr	Nation	Fahrer	Bewerber	Fahrzeug / Motor	Zeit
1.	10		GBR Gary Paffett	Team Rosberg	Dallara F302/030 Opel	1:26.452
2.	1		AUT Bernhard Auinger	Opel Team BSR	Dallara F302/005 Opel	1:26.598
3.	11		AUT Norbert Siedler	Swiss Racing Team	Dallara F302/011 Opel	1:26.785
4.	3		GER Frank Diefenbacher	Opel Team BSR	Dallara F302/073 Opel	1:26.856
5.	27		GER Timo Glock	Opel Team KMS	Dallara F302/009 Opel	1:26.962
6.	97		NED Robert Doornbos	Team Ghinzani	Dallara F302/052 Mugen-Honda	1:27.025
7.	99		BEL Jeffrey van Hooydonk	Team Ghinzani	Dallara F302/003 Mugen-Honda	1:27.029
8.	16		JPN Kousuke Matsuura	Prema Powerteam	Dallara F302/044 Opel	1:27.088
9.	5		GER Markus Winkelhock	Mücke Motorsport	Dallara F302/079 Mercedes	1:27.231
10.	2		ITA Vitantonio Liuzzi	Opel Team BSR	Dallara F302/006 Opel	1:27.235
11.	35		GER Marcel Lasée	Mücke Motorsport	Dallara F302/012 Mercedes	1:27.253
12.	15		POR César Campaniço	Prema Powerteam	Dallara F302/016 Opel	1:27.284
13.	9		FIN Kimmo Liimatainen	Team Rosberg	Dallara F302/068 Opel	1:27.359
14.	41		AUS Ryan Briscoe	Prema Powerteam	Dallara F302/089 Opel	1:27.583
15.	26		AUT Richard Lietz	Palfinger F3 Racing Team	Dallara F300/011 Opel	1:27.622
16.	7		NED Ross Zwolsman	Team Kolles Racing	Dallara F302/038 Mugen-Honda	1:27.641
17.	18		GER Jörg Hardt	GM Motorsport	Dallara F302/088 Toyota	1:27.869
18.	98		AUT Gottfried Grassler	Team Ghinzani	Dallara F302/042 Mugen-Honda	1:27.880
19.	12		SUI Marc Benz	Swiss Racing Team	Dallara F302/062 Opel	1:27.888
20.	25		AUT Marco Schärp	Palfinger F3 Racing Team	Dallara F302/033 Opel	1:28.056
21.	4		GER Sven Heidfeld	Mücke Motorsport	Dallara F302/032 Mercedes	1:28.072
22.	32		COL Camilo Zurcher	CCT Racing	Dallara F302/074 Opel	1:28.422
23.	14		SUI Gilles Tinguely	Swiss Racing Team	Dallara F302/061 Opel	1:28.445
24.	6		JPN Sakon Yamamoto	Team Kolles Racing	Dallara F302/076 Mugen-Honda	1:28.575
25.	24		MAS Rizal Ramli	Trella Motorsport	Dallara F302/007 Opel	1:28.590
26.	19		AUT Clemens Stadler	GM Motorsport	Dallara F302/083 Toyota	1:28.834
27.	28		GER Catharina Felser	Opel Team KMS	Dallara F302/050 Opel	1:28.963
28.	33		GER Marco Knauf	Josef Kaufmann Racing	Dallara F300/041 Opel	1:29.054
29.	29		JPN Kaichi Sato	Van Amersfoort Racing	Dallara F302/087 Opel	1:29.536

Rundenschnitt: 180.142 km/h