





























ADAC-RUNDSTRECKENRENNEN SACHSENRING

7.LAUF DEUTSCHE FORMEL-3-MEISTERSCHAFT

ERGEBNIS ZEITTRAINING 2

Pl.	Nr	Nation	Fahrer	Bewerber	Fahrzeug / Motor	Zeit
1.	8		JPN Toshihiro Kaneishi	Opel Team BSR	Dallara F300/028 Opel	1:15.151
2.	25		BRA João Paulo de Oliveira	Swiss Racing Team	Dallara F399/068 Opel	1:15.192
3.	6		GER Stefan Mücke	ADAC Berlin-Brandenburg	Dallara F301/006 Opel	1:15.301
4.	5		GER Markus Winkelhock	ADAC Berlin-Brandenburg	Dallara F300/001 Opel	1:15.322
5.	2		ITA Ronnie Quintarelli	Opel Team KMS	Dallara F300/010 Opel	1:15.409
6.	10		JPN Kousuke Matsuura	Prema Powerteam	Dallara F301/009 Opel	1:15.464
7.	11		SWE Björn Wirdheim	Prema Powerteam	Dallara F301/024 Opel	1:15.492
8.	9		GER Frank Diefenbacher	Opel Team BSR	Dallara F301/010 Opel	1:15.519
9.	14		GER Tony Schmidt	GM Motorsport	Dallara F301/026 Toyota	1:15.571
10.	15		AUT Hannes Lachinger	GM Motorsport	Dallara F301/031 Toyota	1:15.641
11.	23		GER Pierre Kaffer	Team Kolles Racing	Dallara F300/013 Mugen-Honda	1:15.653
12.	27		FRA Laurent Delahaye	Team Rosberg	Dallara F301/015 Renault	1:15.672
13.	26		GBR Gary Paffett	Team Rosberg	Dallara F301/014 Renault	1:15.749
14.	24		FIN Kari Mäenpää	Swiss Racing Team	Dallara F399/054 Opel	1:15.778
15.	17		HUN Zsolt Baumgartner	MOL - Trella Motorsport	Dallara F300/012 Opel	1:15.929
16.	32		ITA Raffaele Giammaria	Cram Competition	Dallara F301/003 Opel	1:15.994
17.	7		AUT Bernhard Auinger	Opel Team BSR	Dallara F399/072 Opel	1:16.059
18.	31		ITA Matteo Grassotto	Cram Competition	Dallara F301/032 Opel	1:16.094
19.	19		NED Marco du Pau	Van Amersfoort Racing	Dallara F399/058 Opel	1:16.099
20.	18		ITA Marc Caldonazzi	Van Amersfoort Racing	Dallara F300/050 Opel	1:16.142
21.	20		BEL Nicolas Stelandre	JB Motorsport	Dallara F399/003 Opel	1:16.292
22.	21		BEL Tom van Bavel	JB Motorsport	Dallara F399/041 Opel	1:16.469
23.	28		GER Thomas Riethmüller	Thomas Riethmüller	Dallara F300/041 Opel	1:16.478
24.	33		AUT Norbert Siedler	Palfinger F3 Racing Team	Dallara F300/011 Opel	1:16.518
25.	99		ITA Fabrizio del Monte	Team Ghinzani	Dallara F300/025 Mugen-Honda	1:16.530
26.	22		FIN Kimmo Liimatainen	Team Kolles Racing	Dallara F300/026 Mugen-Honda	1:16.623
27.	98		AUT Gottfried Grasser	Team Ghinzani	Dallara F300/029 Mugen-Honda	1:16.952
28.	36		AUT Marco Schärf	CCT Racing	Dallara F300/023 Opel	1:18.069

Rundenschnitt: 174.608 km/h