






























MARLBORO MASTERS OF FORMULA 3

ERGEBNIS ZEITTRAINING 2

Pl.	Nr.	Nation	Fahrer	Bewerber	Fahrzeug / Motor	Zeit
Gruppe A ungerade Startnummern						
1.	47		RSA Toby Scheckter	Speedsport F3 Racing Team	Dallara F399 Mugen-Honda	1:50.745
2.	9		NED Christijan Albers	Opel Team BSR	Dallara F399 Opel	1:51.367
3.	19		ITA Gianluca Calcagni	RC Benetton Junior Team	Dallara F399 Opel	1:51.999
4.	17		GBR Marc Hynes	Manor Motorsport	Dallara F399 Mugen-Honda	1:52.149
5.	39		ITA Michele Spoldi	Team Ghinzani	Dallara F399 Mugen-Honda	1:52.857
6.	11		SWE Peter Sundberg	Prema Powerteam srl	Dallara F399 Opel	1:52.890
7.	27		FRA Benoît Tréluyer	Signature Compétition	Dallara F399 Renault	1:53.247
8.	37		NED Jeroen Bleekemolen	GM DSF F3 Team	Dallara F399 Opel	1:53.852
9.	33		FRA Jérémie Dufour	Carlin Motorsport	Dallara F399 Mugen-Honda	1:53.894
10.	7		SUI Gabriele Gardel	KMS Benetton Junior Team	Dallara F399 Opel	1:53.906
11.	41		ITA Filippo Zadotti	Ravarotto Racing Team srl	Dallara F399 Fiat	1:54.339
12.	21		BRA Aluizio Coelho	Promatecme UK	Dallara F399 Renault	1:54.675
13.	45		JPN Yudai Igarashi	Alan Docking Racing	Dallara F399 Mugen-Honda	1:54.924
14.	5		FRA Yannick Schroeder	La Filière	Martini MK79 Opel	1:55.034
15.	35		GER Thomas Mutsch	Van Amersfoort Racing	Dallara F399 Opel	1:55.218
16.	29		NED Wouter van Eeuwijk	D2 Team Rosberg & Lohr	Dallara F399 Renault	1:55.422
17.	1		FRA Julien Beltoise	ASM Fina	Dallara F399 Renault	1:55.432
18.	23		FRA Bruno Besson	Promatecme Junior Team	Dallara F399 Renault	1:55.461
19.	25		GER Stefan Mücke	ADAC Berlin-Brandenburg	Dallara F399 Opel	1:55.495
20.	49		BEL Yves Olivier	JB Motorsport	Dallara F399 Opel	1:55.695
21.	43		GBR Matt Davies	Fortec Motorsport	Dallara F399 Mugen-Honda	1:56.177
22.	15		ITA Fulvio Cavicchi	Prema Powerteam srl	Dallara F399 Opel	1:57.313
23.	3		POR Tiago Monteiro	ASM Fina	Dallara F399 Renault	2:06.947
Gruppe B gerade Startnummern						
1.	40		ITA Enrico Toccacelo	Ravarotto Racing Team srl	Dallara F399 BMW	1:50.915
2.	22		GBR Jenson Button	Promatecme UK	Dallara F399 Renault	1:51.032
3.	36		AUT Robert Lechner	GM DSF F3 Team	Dallara F399 Opel	1:51.426
4.	10		GER Sven Heidfeld	Opel Team BSR	Dallara F399 Opel	1:51.730
5.	34		RSA Etienne van der Linde	Van Amersfoort Racing	Dallara F399 Opel	1:51.748
6.	12		ARG Juan Manuel López	Prema Powerteam srl	Dallara F399 Opel	1:51.812
7.	28		GER Pierre Kaffer	D2 Team Rosberg & Lohr	Dallara F399 Renault	1:51.844
8.	20		SUI Gabriele Varano	RC Benetton Junior Team	Dallara F399 Opel	1:51.892
9.	4		FRA Sébastien Bourdais	La Filière	Martini MK79 Opel	1:51.982
10.	38		ITA Davide Uboldi	Team Ghinzani	Dallara F399 Fiat	1:52.205
11.	42		DEN Kristian Kolby	Fortec Motorsport	Dallara F399 Mugen-Honda	1:52.318
12.	26		FRA Jonathan Cochet	Signature Compétition	Dallara F399 Renault	1:52.954
13.	2		FRA Sébastien Dumez	ASM Fina	Dallara F399 Renault	1:52.966
14.	18		THA Tor Sriachavanon	Manor Motorsport	Dallara F399 Mugen-Honda	1:53.038
15.	44		GBR Doug Bell	Alan Docking Racing	Dallara F399 Mugen-Honda	1:53.088
16.	8		GER Thomas Jäger	KMS Benetton Junior Team	Dallara F399 Opel	1:53.264
17.	6		JPN Ryo Fukuda	La Filière	Martini MK79 Opel	1:53.314
18.	32		IND Narain Karthikeyan	Carlin Motorsport	Dallara F399 Mugen-Honda	1:53.396
19.	48		NED Walter van Lent	JB Motorsport	Dallara F399 Opel	1:55.564
20.	46		IRL Warren Carway	Speedsport F3 Racing Team	Dallara F399 Mugen-Honda	1:55.916
21.	16		USA Stanislas d'Oultremont	Target Racing srl	Dallara F399 Opel	2:02.244

MARLBORO MASTERS OF FORMULA 3

ERGEBNIS ZEITTRAINING 2

Pl.	Nr.	Nation	Fahrer	Bewerber	Fahrzeug / Motor	Zeit
-----	-----	--------	--------	----------	------------------	------

Rundenschnitt Gruppe A: 139.781 km/h

Rundenschnitt Gruppe B: 139.566 km/h

30, 31 nicht trainiert