

























# MARLBORO MASTERS OF FORMULA 3

## GESAMTERGEBNIS ZEITTRAINING 1+2 GRUPPE A

Pl.	Nr	Nation	Fahrer	Bewerber	beste Zeit	Zeittraining 1	Zeittraining 2
<b>Gruppe A ungerade Startnummern</b>							
1.	5		BRA Enrique Bernoldi	Promatecme UK	1:02.149	1:02.719	1:02.149
2.	21		BEL Jeffrey van Hooydonk	KMS Benetton Junior Team	1:02.265	1:04.566	1:02.265
3.	27		ITA Paolo Montin	Team Ghinzani	1:02.369	1:04.636	1:02.369
4.	3		FRA Sébastien Dumez	ASM Fina	1:02.379	1:04.825	1:02.379
5.	47		SWE Johan Stureson	IPS Motorsport	1:02.388	1:02.973	1:02.388
6.	1		NED Christijan Albers	Van Amersfoort Racing	1:02.392	1:03.085	1:02.392
7.	11		BRA Luciano Burti	Paul Stewart Racing	1:02.411	1:02.669	1:02.411
8.	31		AUT Robert Lechner	GM-DSF-F3 Team	1:02.412	1:02.749	1:02.412
9.	25		ITA Maurizio Mediani	Venturini Racing	1:02.420	1:02.938	1:02.420
10.	19		ITA Gianluca Calcagni	Prema Powerteam	1:02.445	1:03.278	1:02.445
11.	49		GBR Ben Collins	Intersport Racing	1:02.522	1:03.102	1:02.522
12.	17		SUI Marcel Fässler	La Filière	1:02.661	1:04.590	1:02.661
13.	15		FRA Franck Montagny	La Filière	1:02.697	1:03.201	1:02.697
14.	33		JPN Yudai Igarashi	Alan Docking Racing	1:02.704	1:03.288	1:02.704
15.	29		ITA Riccardo Ronchi	Team Ghinzani	1:02.822	1:03.610	1:02.822
16.	23		GER Thomas Mutsch	KMS Benetton Junior Team	1:02.837	1:05.354	1:02.837
17.	43		AUS Andrej Pavicevic	Fortec Motorsport	1:02.924	1:03.475	1:02.924
18.	51		GER Michael Becker	MKL F3 Racing	1:02.932	1:03.480	1:02.932
19.	35		GER Steffen Widmann	Opel Team BSR	1:03.031	1:04.749	1:03.031
20.	9		ITA Davide Uboldi	EF Project	1:03.140	1:03.520	1:03.140
21.	55		GRE Nikolaos Stremmenos	Target Racing	1:03.145	1:04.010	1:03.145
22.	7		ITA Enrico Toccacelo	EF Project	1:03.550	1:03.906	1:03.550
23.	41		USA Stanislas d'Oultremont	Opel Team RC Motorsport	1:03.724	1:05.958	1:03.724
24.	53		SWE Nicklas Karlsson	Royal Automobile Club Sweden	1:05.185	1:05.664	1:05.185

Rundenschnitt Gruppe A: 145.914 km/h