

























# ADAC GROSSER PREIS DER TOURENWAGEN 10.LAUF DEUTSCHE FORMEL-3-MEISTERSCHAFT

## GESAMTERGEBNIS ZEITTRAINING 1+2

Pl.	Nr	Nation	Fahrer	Bewerber	beste Zeit	Zeittraining 1	Zeittraining 2
1.	3		GER Nick Heidfeld	Opel Team BSR	1:36.505	1:37.894	1:36.505
2.	1		ITA Jarno Trulli	Opel Team KMS Benetton Formula	1:36.913	1:37.534	1:36.913
3.	23		MAC André Couto	Prema Powerteam	1:36.924	1:38.512	1:36.924
4.	8		POR Manuel Gíao	Opel Team GM Motorsport	1:37.380	1:38.471	1:37.380
5.	52		SWE Johan Stureson	IPS Motorsport	1:37.592	1:38.467	1:37.592
6.	17		FRA Emmanuel Clérico	Shannon Racing Team Srl.	1:37.688	1:37.688	
7.	10		GER Steffen Widmann	Opel Team GM Motorsport	1:37.885	1:39.664	1:37.885
8.	4		GER Marcel Tiemann	Opel Team BSR	1:37.955	1:38.295	1:37.955
9.	5		GER Arnd Meier	Opel Team BSR	1:37.995	1:38.492	1:37.995
10.	2		POR Rui Águas	Opel Team KMS Benetton Formula	1:38.003	1:39.073	1:38.003
11.	24		BRA Max Wilson	Prema Powerteam	1:38.078	1:38.928	1:38.078
12.	56		BEL Yves Olivier	JB Racing	1:38.084	1:42.494	1:38.084
13.	19		GBR Richard Westbrook	Tokmakidis Motorsport	1:38.377	1:39.424	1:38.377
14.	25		BEL Tim Verbergt	Parma Motorsport	1:38.396	1:39.245	1:38.396
15.	15		GER Christian Menzel	Abt & Trella Motorsport	1:38.401	1:38.595	1:38.401
16.	18		GER Tim Bergmeister	Tokmakidis Motorsport	1:38.410	1:38.410	1:38.414
17.	9		GER Sascha Bert	Opel Team GM Motorsport	1:38.670	1:39.025	1:38.670
18.	55		GER Mario Münch	Divinol Oils	1:38.739	1:39.759	1:38.739
19.	11		GER Wolf Henzler	Josef Kaufmann Racing	1:38.880	1:38.880	1:38.898
20.	51		ARG Luciano Crespi	TKF Racing	1:39.235	1:40.897	1:39.235
21.	50		AUT Philipp Sager	TKF Racing	1:40.222	1:44.129	1:40.222
22.	53		POL Jaroslaw Wierczuk	Franz Wöss Racing	1:40.353	1:41.340	1:40.353
23.	16		GER Dirk Müller	Shannon Racing Team Srl.	1:40.553	1:40.553	
24.	65		AUT Ingo Gerstl	Ingo Gerstl	1:42.307	1:44.373	1:42.307

Rundenschnitt: 169.956 km/h